

ELECTRICAL DESIGN GROUP

ELECTRICAL BUILDING SERVICES CONSULTANTS

P.O. Box 15, SHERWOOD Q. 4075

Phone: (07) 3278 4375 Fax: (07) 3716 0222

Web Site: www.edg.net.au Email: brisbane@edg.net.au


C3491a - ST PIUS PRIMARY SCHOOL, BANYO - HALL & GLA REFURBISHMENT

C3491a-0002(D).xls

ELECTRICAL EQUIPMENT SCHEDULE

REVISION D - 02 APRIL 2026

THE EQUIPMENT SUPPLIER CONTACT DETAILS MAY BE AVAILABLE ON THE EDG WEBSITE VIA THE FOLLOWING LINK www.edg.net.au/links.html					
TYPE	LAMPS	DESCRIPTION	COLOUR / ACCESSORY	CATALOGUE No	REV
L1	30W 3000K LED	300 x 1200 T-BAR LAY IN BACK LIT LED PANEL LIGHT C/W REMOTE DRIVER	WHITE	RAPID LED R3206-UGR19-30-CW	A
L2	30W 3000K LED	300 x 1200 LAY IN BACK LIT LED PANEL LIGHT C/W REMOTE DRIVER AND PLASTERBOARD RECESS KIT	WHITE	RAPID LED R3206-UGR19-30-CW + PB RECESS KIT	A
L3	24W LED 4000K	1200 LONG SURFACE MOUNTED IP65 DIFFUSED BATTEN C/W INTEGRAL ELECTRONIC CONTROL GEAR AND PRESENCE DETECTION SENSOR	LIGHT GREY	RAPID LED R3540-TRI	A
L4	25W/m 4620lm/m LED 4000K	SURFACE MOUNTED OPAL DIFFUSED EXTRUSION THE FITTING IS TO BE MOUNTED ON THE SIDE OF THE BULKHEAD AS PER THE L4 LIGHT MOUNTING DETAIL THE LENGTH OF EACH L4 SECTION IN NOTED ON THE DRAWING	WHITE	HAWCO 120 VANDAL 25W/M	A
L5	EXISTING SURFACE MOUNTED BATTEN LIGHTS TO BE REMOVED				A
L6	25W/m 4620lm/m LED 4000K	800 LONG VERTICALLY RECESSED OPAL DIFFUSED EXTRUSION C/W REMOTE DALI DIMMABLE DRIVER CONFIRM THE MOUNTING HEIGHT ON SITE WITH THE ARCHITECT	WHITE	HAWCO 120 VANDAL 25W/M C/W RECESS TRIM KIT	A
L7	18W 4000K LED	RECESSED DOWNLIGHT C/W REMOTE DRIVER	WHITE	RAPID LED R1354 18W	A
L8	15W 4000K LED	RECESSED ADJUSTABLE DOWNLIGHT C/W REMOTE DRIVER	WHITE	RAPID R1074 15W	A
L9	20W 4000K LED	EXTERNAL WALL MOUNTED DOWNLIGHT LIGHT C/W INTEGRAL DRIVER. CONFIRM THE MOUNTING HEIGHT ON SITE WITH EH ARCHITECT	BLACK	RAPID LED HENDRIX-20	A
L10	14.4W/M 4000K LED	LED STRIP WITHIN A SCREW FIXED EXTRUSION C/W DIFFUSER MOUNTED WITHIN THE TOP OF THE TROPHY CABINET AS PER AS PER THE ARCHITECTURAL DETAIL. PROVIDE THE L10 STRIPS WITH A COMMON REMOTE POWER SUPPLY LOCATED IN A CONCEALED ACCESSIBLE POSITION NOTED ON THE AS CONSTRUCTED DOCUMENTS.	WHITE	RAPID LED R2334 4000 K PLUS ALUMINIUM EXTRUSION OPAL DIFFUSER AND POWER SUPPLY	C
L11	RGBW LED	LED RGBW STRIP WITHIN A FLUSH RECESSED SCREW FIXED EXTRUSION MOUNTED ON THE SIDES, TOP AND BOTTOM OF THE WALL FEATURE AS PER THE L11 ELEVATION. CENTRE THE STRIP 50MM FROM THE REAR WALL. PROVIDE THE STRIP WITH A RGB CONTROL SYSTEM WITH A SLAVE CONTROLLER / POWER SUPPLY PER 10M OF STRIP LOCATE THE SLAVE CONTROLLERS AND POWER SUPPLIES IN A CONCEALED ACCESSIBLE POSITION NOTED ON THE AS CONSTRUCTED DOCUMENTS.	WHITE TRIM	RAPID LED R2362 RGBW PLUS RECESS ALUMINIUM EXTRUSION OPAL DIFFUSER POWER SUPPLY & RGB CONTROLLER	D



ELECTRICAL DESIGN GROUP

ELECTRICAL BUILDING SERVICES CONSULTANTS

P.O. Box 15, SHERWOOD Q. 4075

Phone: (07) 3278 4375 Fax: (07) 3716 0222

Web Site: www.edg.net.au Email: brisbane@edg.net.au


C3491a - ST PIUS PRIMARY SCHOOL, BANYO - HALL & GLA REFURBISHMENT

C3491a-0002(D).xls

ELECTRICAL EQUIPMENT SCHEDULE

REVISION D - 02 APRIL 2026

THE EQUIPMENT SUPPLIER CONTACT DETAILS MAY BE AVAILABLE ON THE EDG WEBSITE VIA THE FOLLOWING LINK www.edg.net.au/links.html					
TYPE	LAMPS	DESCRIPTION	COLOUR / ACCESSORY	CATALOGUE No	REV
E1	LED	EMERGENCY LIGHT: RECESSED NON-MAINTAINED EMERGENCY LIGHT. AS2293 CLASSIFICATION C0-D40 - C90-D40.	WHITE	CLEVERTRONICS CLIFE	A
E2	LED	EXIT LIGHT: MAINTAINED 24M VIEWING DISTANCE EXIT LIGHT C/W DIFFUSERS & DIRECTIONAL ARROWS AS SHOWN. WALL MOUNT BETWEEN 2100mm & 2700mm AFFL AS2293 CLASSIFICATION C0-D3.2- C90-E8	WHITE	CLEVERTRONICS LVELED-FM-HV	A
EX	LED	EXIT LIGHT: MAINTAINED 24M VIEWING DISTANCE EXIT LIGHT C/W DIFFUSERS & DIRECTIONAL ARROWS AS SHOWN. WALL MOUNT BETWEEN 2100mm & 2700mm AFFL AS2293 CLASSIFICATION C0-D3.2- C90-E8	WHITE	CLEVERTRONICS LSBLED	B
CHANNEL x		CONTROL CHANNEL WITH A NUMERICAL REFERENCE. REFER TO THE POWER AND LIGHTING CONTROL SCHEMATIC / SCHEDULE			A
L11 RGB CONTROLLER (RGB)		RGB MASTER CONTROLLER C/W ON OFF SWITCH WALL MOUNTED AT 1400AFFL TO CONTROL THE CHANNEL 5 L11 LIGHTS. PROVIDE THE MASTER CONTROLLER WITH A POWER SUPPLY VIA A SINGLE GPO. CONNECT THE MASTER CONTROLLER TO THE SLAVE CONTROLLERS AS NECESSARY. CONFIGURE AND LABEL THE CONTROLLER AS DIRECTED BY THE SCHOOL STAFF ON SITE.			C
LIGHTING CONTROL SWITCH PANEL (SP1)		MULTI GANG SWITCH PANEL C/W BLACK ENGRAVED TEXT CONFIGURED AS PER THE SP1 SCHEMATIC AND ELEVATION. WALL MOUNTED AT 1000mm AFFL UNLESS NOTED OTHERWISE.	WHITE	CLIPSAL C2000 SERIES	A
ONE-WAY DALI LIGHT SWITCH		ONE-WAY DALI LIGHT SWITCH / DIMMER C/W CIRCUIT IDENTIFICATION ON THE FACEPLATE BEHIND THE SURROUND MOUNTED AT 1000mm AFFL UNLESS NOTED OTHERWISE.	WHITE	CLIPSAL C2000 SERIES FACEPLATE CDAL31M2PB	A
ONE-WAY SWITCH		ONE-WAY 20A SWITCH C/W CIRCUIT IDENTIFICATION ON THE FACEPLATE BEHIND THE SURROUND MOUNTED AT 1000mm AFFL UNLESS NOTED OTHERWISE.	WHITE	CLIPSAL C2000 SERIES FACEPLATE	A
TWO-WAY SWITCH		TWO-WAY LIGHT SWITCH C/W CIRCUIT IDENTIFICATION ON THE FACEPLATE BEHIND THE SURROUND MOUNTED AT 1000mm AFFL UNLESS NOTED OTHERWISE.	WHITE	CLIPSAL C2000 SERIES FACEPLATE	A
CLASSROOM CEILING FAN (F1)		1200 DIA 4 BLADE CEILING FAN C/W RIGID J HOOK SUSPENSION KIT. SUSPEND SUCH THAT THE BOTTOM OF THE FAN IS AT 2700mm AFFL.	WHITE FAN & SUSPENSIONS	CLIPSAL AIRFLOW 4HS1200-WH	A
CLASSROOM FAN SPEED CONTROLLER		WALL MOUNTED AT 1000 AFFL 3 SPEED + OFF ROTARY FAN CONTROLLER CONFIGURED TO CONTROL THE NOMINATED FANS PROVIDE WRITTEN CONFIRMATION FROM THE MANUFACTURER THE CONTROLLER IS CAPABLE OF CONTROLLING THE ASSOCIATED QUANTITY OF F2 FANS	WHITE	CLIPSAL C2000	A



ELECTRICAL DESIGN GROUP

ELECTRICAL BUILDING SERVICES CONSULTANTS

P.O. Box 15, SHERWOOD Q. 4075

Phone: (07) 3278 4375 Fax: (07) 3716 0222

Web Site: www.edg.net.au Email: brisbane@edg.net.au


C3491a - ST PIUS PRIMARY SCHOOL, BANYO - HALL & GLA REFURBISHMENT

C3491a-0002(D).xls

ELECTRICAL EQUIPMENT SCHEDULE

REVISION D - 02 APRIL 2026

THE EQUIPMENT SUPPLIER CONTACT DETAILS MAY BE AVAILABLE ON THE EDG WEBSITE VIA THE FOLLOWING LINK www.edg.net.au/links.html					
TYPE	LAMPS	DESCRIPTION	COLOUR / ACCESSORY	CATALOGUE No	REV
HALL CEILING FAN (F2)		3700 DIA CEILING FAN C/W 23Ph MOTOR AND CEILING MOUNTING SYSTEM CONNECT THE FAN TO THE ASSOCIATED CONTROLLER VIA THE INTERLINKED CAT 6 CABLE	SILVER	BIG ASS FANS PFX4-12	A
HALL CEILING FAN CONTROLLER (FC)		FAN CONTROLLER MOUNTED AT 1000mm AFFL.	BLACK	BIG ASS FANS BAFCON CONTROLLER	A
SPECIAL POWER OUTLET		SPECIAL PURPOSE POWER OUTLET RATING AND CONFIGURATION AS NOTED MOUNT AT 300 AFFL UNLESS NOTED OTHER WISE			A
SINGLE POWER OUTLET		SINGLE POWER OUTLET C/W CIRCUIT IDENTIFICATION ON THE FACEPLATE BEHIND THE SURROUND MOUNT ABOVE BENCH U.N.O.	WHITE	CLIPSAL C2000 SERIES	A
DOUBLE POWER OUTLET		DOUBLE POWER OUTLET C/W CIRCUIT IDENTIFICATION ON THE FACEPLATE BEHIND THE SURROUND MOUNT ABOVE BENCH U.N.O.	WHITE	CLIPSAL C2000 SERIES	A
SINGLE-PHASE ISOLATOR		SINGLE-PHASE WEATHERPROOF ISOLATOR. MOUNT AT 1350mm AFFL U.N.O. RATING 20A U.N.O. CONNECT TO EQUIPMENT VIA FLEXIBLE CONDUIT.	-	CLIPSAL WHT20	A
THREE-PHASE ISOLATOR		THREE-PHASE WEATHERPROOF ISOLATOR. MOUNT AT 1350mm AFFL U.N.O. RATING 20A U.N.O. CONNECT TO EQUIPMENT VIA FLEXIBLE CONDUIT. "RSD" DENOTES ROLLER SHUTTER DOOR SUPPLY - COORDINATE LOCATION ONSITE WITH MOTOR.	-	CLIPSAL WHT35	A
COMMUNICATIONS RACK CR-UCA		UPDATE THE EXISTING WALL MOUNTED COMMUNICATIONS RACK WITH NEW PATCH PANELS TO MATCH THE EXISTING AS NECESSARY TO ACCOMMODATE THE NEW COMMUNICATIONS OUTLETS.			A
COMMUNICATIONS OUTLET		RJ45 CAT-6 COMMUNICATIONS OUTLET, CABLED BACK TO A PATCH PANEL IN CR-UCA VIA 4-PAIR CAT-6 UTP CABLE. MOUNT UP TO 3 RJ45 OUTLETS PER MULTI-GANG FACEPLATE WITH SEPARATE PERMANENT LABELLING FOR EACH OUTLET. MOUNT ABOVE BENCH UNLESS NOTED OTHERWISE	WHITE	CLIPSAL C2000 SERIES	A
RECESS KIT (RK)		VERTICALLY ORIENTATED WALL BOX TO ALLOW THE OUTLET TO BE RECESSED WITHIN THE WALL CAVITY	WHITE	REPELEC RECWP1WH	A
CAT 6 CONTROL CABLE		PROVIDE AN UNTERMINATED CAT-6 CABLE FROM EACH FAN TO A WALL BOX MOUNTED AT 1000 AFFL FOR THE FAN CONTROLS. PROVIDE 1M SLACK AT THE WALL BOX AND 3M SLACK AT THE FAN.			A
DB-UCA		EXISTING DISTRIBUTION BOARD DB-UCA TO BE REPLACED REFER TO THE NOTES AND DISTRIBUTION BOARD DB-A SCHEDULE FOR ADDITIONAL INFORMATION AND REQUIREMENTS.			A
PROJECTOR (P)		EXISTING PROJECTOR OUTLETS / SERVICES TO BE RELOCATED ONTO THE NEW LINING.			A



ELECTRICAL DESIGN GROUP

ELECTRICAL BUILDING SERVICES CONSULTANTS

P.O. Box 15, SHERWOOD Q. 4075

Phone: (07) 3278 4375 Fax: (07) 3716 0222

Web Site: www.edg.net.au Email: brisbane@edg.net.au

C3491a - ST PIUS PRIMARY SCHOOL, BANYO - HALL & GLA REFURBISHMENT

C3491a-0002(D).xls

ELECTRICAL EQUIPMENT SCHEDULE

REVISION D - 02 APRIL 2026

THE EQUIPMENT SUPPLIER CONTACT DETAILS MAY BE AVAILABLE ON THE EDG WEBSITE VIA THE FOLLOWING LINK www.edg.net.au/links.html					
TYPE	LAMPS	DESCRIPTION	COLOUR / ACCESSORY	CATALOGUE No	REV
EXISTING SPEAKER TO BE REMOVED		EXISTING SCHOOL BELL / PA SPEAKER TO BE REMOVED.			A
EXISTING HORN SPEAKER TO BE REMOVED		EXISTING SCHOOL BELL / PA HORN SPEAKER TO BE REMOVED.			A
SCHOOL BELL PA SPEAKER		RECESSED 265 DIA DUAL CONE SPEAKER C/W 100V MULTI-TAP TRANSFORMER AND FLUSH GRILLE. EACH SPEAKER IS TO BE WIRED IN STAR CONFIGURATION TO THE EXISTING SCHOOL BELL PA SYSTEM AMPLIFIER	WHITE GRILLE	EQUAL TO BOSCH LBC 3099/41	A
EXISTING AUDIO SYSTEM SPEAKER		EXISTING HALL AUDIO SYSTEM SPEAKER TO BE RELOCATED ONTO THE NEW LINING.			A
HEARING AUGMENTATION (HA)		WALL MOUNTED REDCAT / UCONNECT HEARING AUGMENTATION SYSTEM BY ASV AUDIO VISUAL			A
EXISTING MOTORISED SCREEN (MS)		EXISTING MOTORISED SCREEN OUTLETS / SERVICES TO BE RELOCATED ONTO THE NEW LINING.			A
EXISTING HOOP SERVICES (H)		EXISTING BASKET BALL HOOP SERVICES TO REMAIN AS IS.			A
EXISTING HOOP CONTROL SERVICES (HC)		EXISTING BASKET BALL HOOP CONTROL SERVICES TO REMAIN AS IS.			A
SECURITY DATA GATHERING PANEL (DGP)		SECURITY SYSTEM PANELS AS NECESSARY TO ACCOMMODATE THE ADDITIONAL DETECTORS			A
SECURITY DUAL TECH INTRUDER DETECTOR		DUAL-TECHNOLOGY MOVEMENT DETECTORS WALL MOUNTED AS PER THE MANUFACTURER'S SPECIFICATION. CONNECT TO THE LOCAL SECURITY EQUIPMENT WITH ONE DETECTOR PER ZONE. PROGRAM THE SECURITY SYSTEM AS REQUIRED TO ACCOMMODATE THE NEW DETECTORS AND CHANGES TO THE SATISFACTION OF THE SCHOOL. SUBMIT DETAILS OF THE DETECTORS INCLUDING THE MOUNTING ARRANGEMENTS FOR APPROVAL PRIOR TO ORDERING.			A
SECURITY PIEZO		EXISTING SECURITY PIEZO SIREN TO BE RELOCATED / REPLACED WITH A NEW FLUSH RECESSED PIEZO SIREN.			A
CCTV CAMERA		EXISTING CCTV CAMERA AND CABLE TO BE RELOCATED ONTO THE NEW LINING.			A